




1. Download the TenantCloud App.
2. Connect your account to the Landlord Account by sending an invitation to

jared@lifeandproperty.com.

Connect with your landlord



Get connected

You're currently not connected with any landlord.

Invite your landlord to connect on TenantCloud.

[Send an invitation](#)



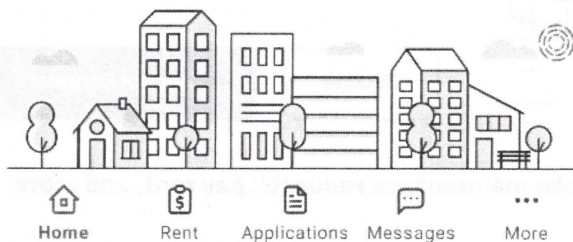
Connection

Connection Request

Tell your landlord you're using **TenantCloud**. We'll send them an email invite to join you and share the lease.

Email*


jared@lifeandproperty.com



The system will notify the landlord, prompting them to connect with you. Afterward, you'll need to wait for a connection request from the landlord and accept it to establish the connection.


[Send an Email](#)

FLIP OVER



3. After the Landlord Account has accepted your invitation, you will need to accept the connection request to connect your account to your unit. You may have to refresh your app for the notification to pop-up.

Requests


**Connection request** ×

Jared Ellis sent you a connection request.

Connection Request

You received a new connection request from a landlord **Jared Ellis**.

Connect with your landlord



Get connected
You're currently not connected with any landlord.
Invite your landlord to connect on TenantCloud.

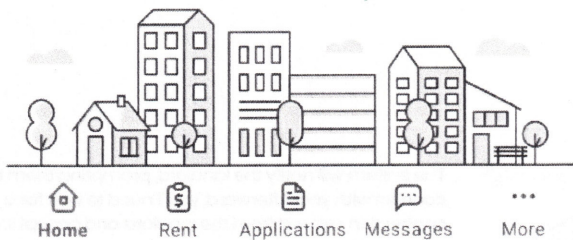
[Send an invitation](#)

Accept the request and:

- ✓ View shared leases and documents.
- ✓ Pay rent online.
- ✓ Communicate in messenger.



Jared Ellis
Landlord



Decline

Accept Request

4. Done! Now you can view your lease, make maintenance requests, pay rent, and more.